



Moondance Manor Gardens



Visit a Garden of Grandeur and Regional Significance
 Relax on the Terrace with a Light Refreshment
 Enjoy a Picturesque Picnic Spot
 Celebrate Your Boutique Wedding or Photographs
 Play Lawn Croquet

Moondance Manor Gardens are extensively planted with abundant flower beds, a wealth of native and exotic trees, a large ornamental pond with its own island and Pekin ducks, many open lawn areas, substantial formal hedging and all set on over a hectare bordering the Waikato River. Each season offers a new and exciting display for you to discover the multitude of beautiful vistas presented on every turn, take a contemplative moment in one of the many secluded spots or amble down to the Waikato River.



moondance.co.nz



From Soil to Vine to Wine to Glass, follow it all the way. Mystery Creek Vineyard, Winery & Restaurant is at your backdoor.

Mystery Creek Wines won Gold in its very first Vintage and is now in full production with over 8 varieties on offer. Sample them all in one of the Waikato's most spectacular settings.

With over 10 acres of vineyard, Winery, brand new cellar door and Restaurant on the edge of the mighty Waikato River, this is one spot not to be missed.

Open Wed – Sun 11am till late
 Cnr Mystery Creek & Angus Rd
 3km East of Hamilton Airport

Ph: 823 6464 (Winery) or 823 6411 (Restaurant)



Studio & Gallery

Inspirit Studio & Gallery is a spacious contemporary studio & gallery located in a stunning rural setting exhibiting a diverse range of original New Zealand art and design.

The distinctively New Zealand gallery features indoor & outdoor sculpture, photography, glass, jewellery, painting, printmaking, ceramics, textiles, mixed media, and natural beauty products.

Inspirit showcases both emerging and established local and national artists.

The gallery is a multifunctional creative space and a unique venue for workshops, collaborative exhibitions and special events.

Opening hours vary. Call first or drop in when open sign is out. Weekends open 10am-4pm. Private viewings by appointment.

Inspirit is owned and operated by Hamilton photographic artist Jenny Scown.

360 Pencarrow Rd, R.D.3, Tamahere, Hamilton 3283

Ph: 07 856 3170 Mobile: 0274 386 416
 email: jenny@inspirit.co.nz www.inspirit.co.nz



Red Cherry Cafe



2007 cafe magazine
 best cafe awards – Waikato runner up

- Licensed cafe, fresh roasted coffee
- Open 7 days
- Award winning coffee blends, roasted on site, barista training, takeaway and mail order coffee
- Blackboard menu, cabinet food, outcatering and functions
- 8 am to 4.30pm
- Private functions / breakfasts by arrangement

Corner Forrest Road and SH 1, RD 1, Cambridge
 PO Box 499, Cambridge

Phone: 07 823 1515 Fax: 07 823 1517 Mobile: 0275 64 77 64
 Email: info@redcherrycoffee.co.nz Web: www.redcherrycoffee.co.nz



THE SCULPTURE PARK @ WAITAKARURU ARBORETUM

www.sculpturepark.co.nz



Open every day of the year
 10am 'til Sunset

\$10 entry fee

Café open weekends from
 10am – 4pm from Sept until May

- 2 kilometre long sculpture trail within the 42 acre park
- Garden of Regional Significance (New Zealand Gardens Trust) – this is a woodland garden where 18,000 trees have been planted in a major rehabilitation project of a derelict quarry
- Successive sculpture exhibitions run by the Waikato Sculpture Trust, with sculptures for sale throughout the year

207 Scotsman Valley Road, R.D. 4, Hamilton
 Ph: 824 0733 www.sculpturepark.co.nz


GibbsLang Contemporary Art Gallery and Studio

Visit the *GibbsLang Contemporary Art Gallery* and see the work of Colin Gibbs – painter and printmaker. At the same time, drop by the *GibbsLang Studio* and view work in-progress. The contemporary paintings are in a variety of media including oils, acrylics and inks, and are on canvas, wood and paper. The selection ranges from small works on paper through to large multiple canvases.


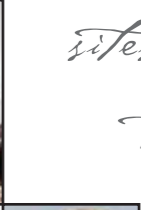

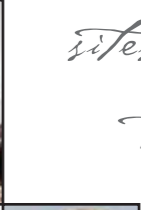

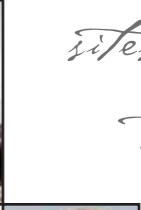

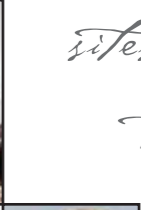

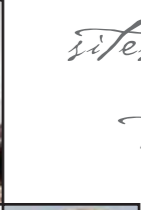

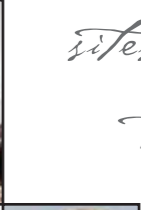

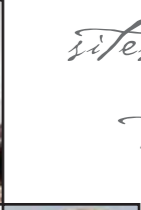

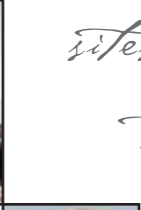

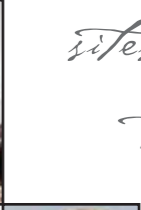

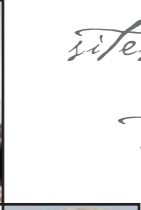

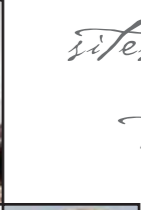

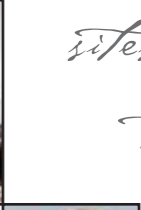

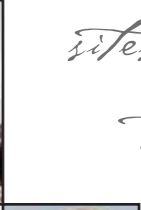

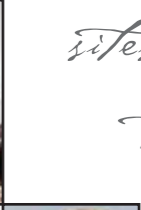

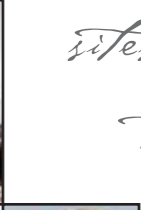

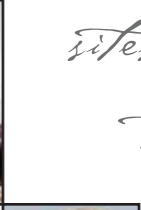

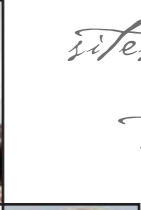

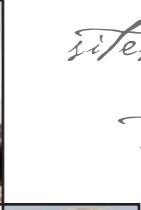

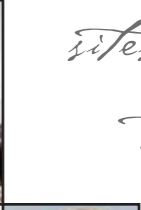

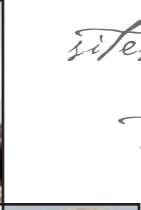

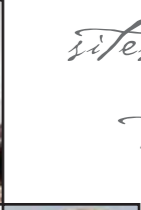

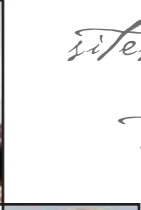

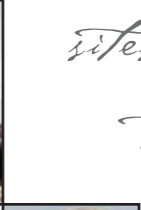

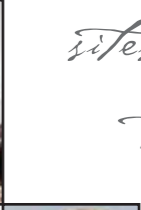

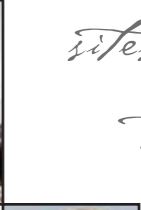

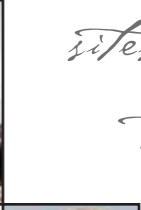

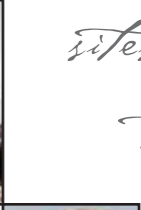

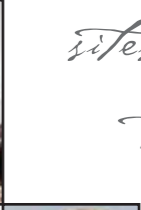

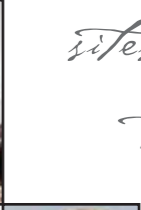

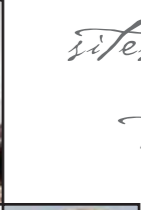

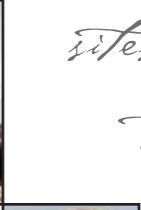

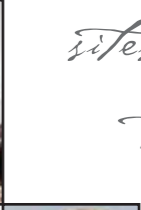

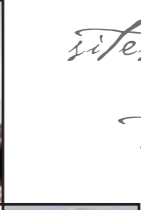

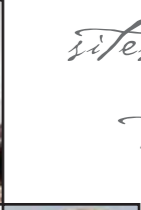

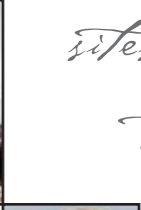

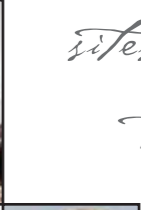

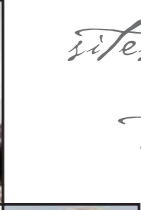

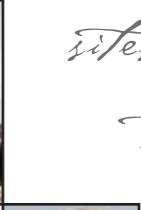

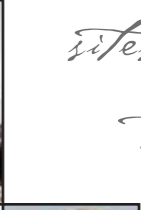

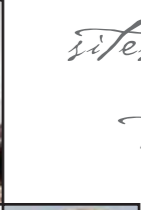

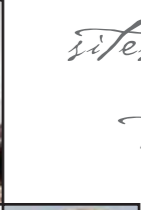

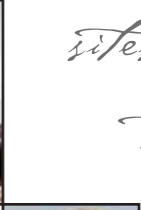

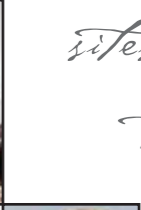

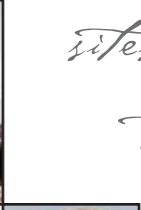

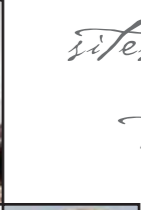

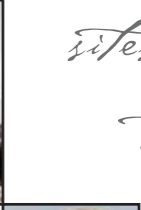

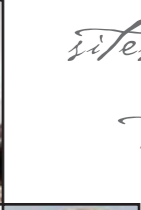

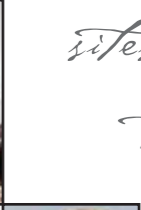

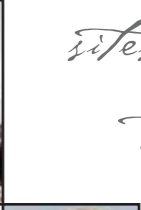

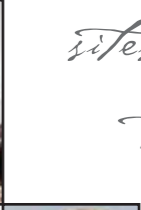

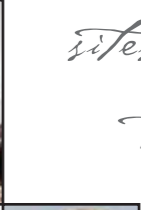

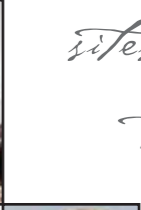

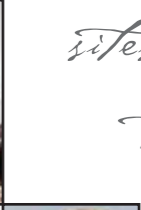

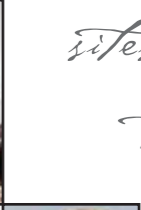

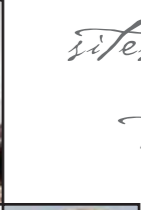

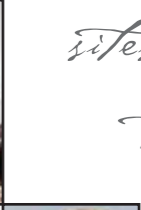
Colin's works are known for their intensity of colour. He explores themes of biculturalism, relationships with our land, and social commentary. His work is held in gallery collections and by many collectors in New Zealand as well as internationally.

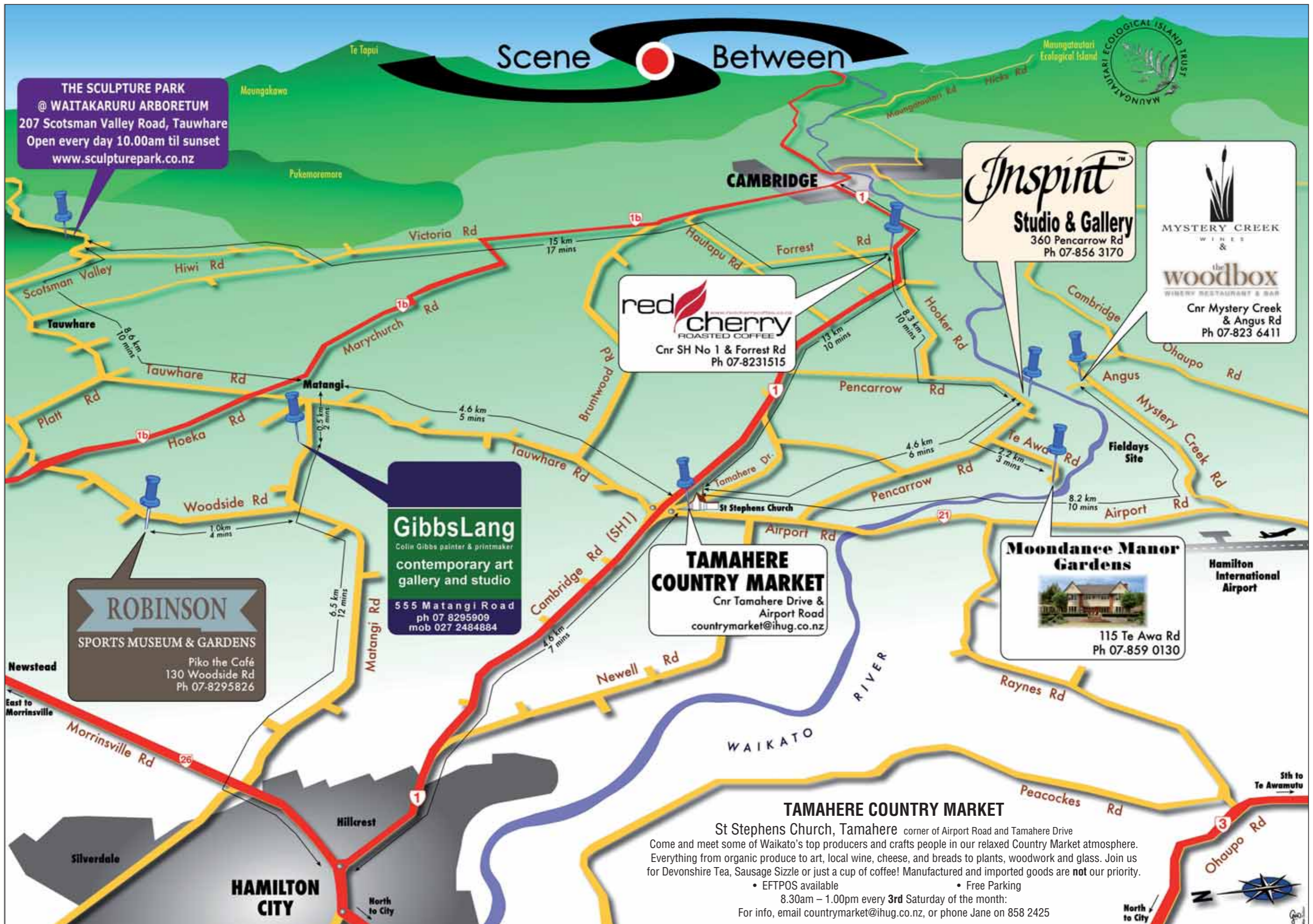
Where are we? The *GibbsLang Contemporary Art Gallery and Studio* are at 555 Matangi Road. Turn from Tauwhare Road into Matangi Road at Matangi village. Travel 500 metres and you will see the *GibbsLang Contemporary Art Gallery and Studio* sign on the right side of the road. From Hamilton travel 5.5 kilometres on Matangi Road until almost at Matangi village.

555 Matangi Road, RD4, Hamilton Contact: Catherine Lang
 Mobile: 027 248 4884 Phone: 07 829 5909 www.gibbslang.co.nz



food art coffee wine gardens sculpture markets sports museum photography arboretum





The Scene Between is a vibrant community of arts, gardens, museum, food, wine, beer and coffee, located between Cambridge and Hamilton within the rural environs of Matangi, Tamahere, Tauwhare and Mystery Creek. The Scene Between offers the visitors a quality experience of unique owner operated establishments.

Whether you are seeking the best in fine art, photography and sculpture, a quiet stroll through beautiful gardens of regional significance, an intriguing sports memorabilia museum, a cup of award winning coffee, some of the best food and wine in the region or a pleasant morning browsing our country market. The Scene Between is the place to be.

The Scene Between map has more tempting information on what is on offer along with being a quick and easy navigation tool. Your journey of discovery within the Scene Between starts 10 minutes from either Cambridge or Hamilton and will take only minutes between one establishment to the other.

We look forward to welcoming you to the Scene Between and the enchantment of its arts, gardens, museum, food, wine and coffee. Once you have discovered the Scene Between you will want to return, again and again

